

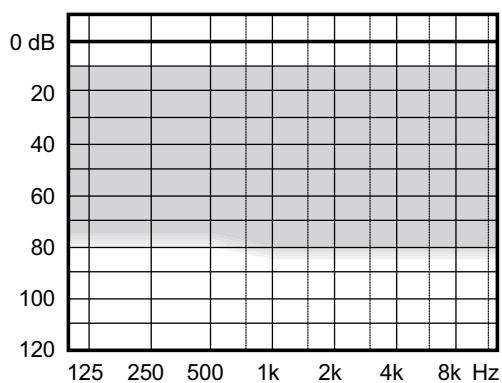
WIDEX CLEAR™220 MICRO-BTE WITH **C-ISP**



The WIDEX CLEAR™220 micro-BTE model features the new C-ISP platform and unique Widex wireless technology.

Minimal to moderately severe hearing losses

SUGGESTED FITTING RANGE



C-ISP PLATFORM

- WidexLink™
- InterEar
- EcoTech III
- Dynamic Integrator™
- 5 frequency bands
- 5 compression channels

MAIN SIGNAL PROCESSING FEATURES

- TruSound compression system with EDRC
- HD Locator™
- Noise reduction with SIS
- IE Feedback Cancelling
- Audibility Extender™
- ClearBand

USER FEEDBACK AND CONTROL

- SmartSpeak
- SmartTone
- Battery alarm
- LED
- InterEar volume control (via RC-DEX)
- InterEar program shift (via RC-DEX)

INPUTS

- IE Zen
- WidexLink™ audio transmission

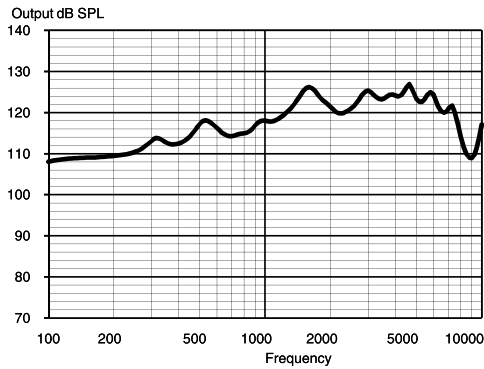
ACCESSORIES

- RC-DEX, M-DEX and TV-DEX

C2-m-CB

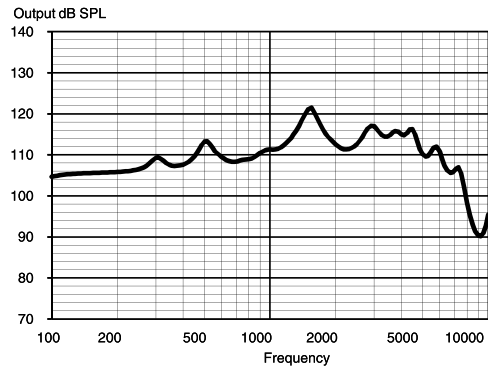
MAXIMUM OUTPUT - EAR SIMULATOR

IEC 60118-0



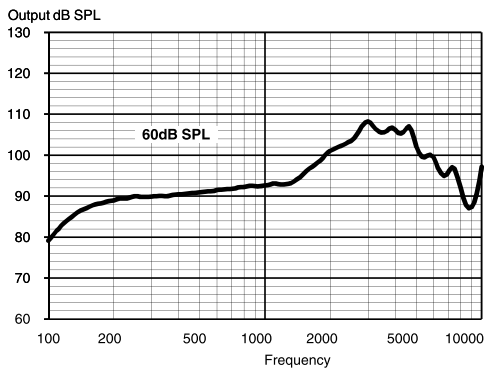
MAXIMUM OUTPUT - 2CC COUPLER

IEC 60118-7 / ANSI S3.22-2003



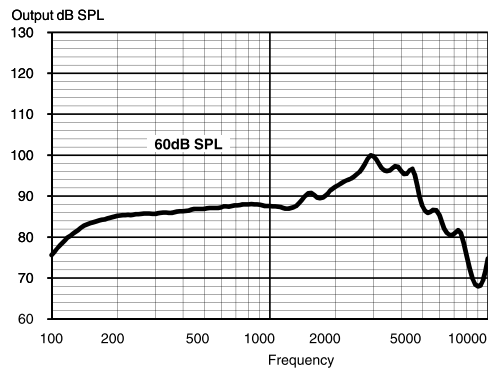
OUTPUT - EAR SIMULATOR

IEC 60118-0



OUTPUT - 2CC COUPLER

IEC 60118-7 / ANSI S3.22-2003



Technical data Typical data obtained through standard pure tone measurements.
Hearing aid set to Compass Test mode 1, unless stated otherwise.
Measured using a normal hook and standard BTE coupler.

		IEC 60118-0	ANSI S3.22-2003 / IEC 60118-7
OSPL90	2500 Hz	121 dB SPL	113 dB SPL
	Peak	127 dB SPL	122 dB SPL
	Average	119 dB SPL	115 dB SPL
Acoustic output (Input 60 dB SPL)	2500 Hz	103 dB SPL	95 dB SPL
	Peak	108 dB SPL	100 dB SPL
	Average	95 dB SPL	91 dB SPL
Max gain (Input 50 dB SPL, Compass Max gain test mode)	2500 Hz	62 dB	54 dB
	Peak	65 dB	56 dB
	Average	55 dB	50 dB
Frequency range		100 Hz - 10000 Hz	100 Hz - 8350 Hz
Harmonic distortion (Input 70 dB SPL)	500 Hz	1.1%	1.4%
	800 Hz	2.8%	2.0%
	1600 Hz	0.3%	0.2%
Equivalent input noise		21 dB SPL	24 dB SPL
Battery drain (stand by)		1.22 mA	1.22 mA
Battery drain		1.23 mA	1.25 mA
Battery life / hours (Type 10 Zn-Air, 90 mAh)		75 (>65)	70 (>60)
Mobile phone immunity		IRIL: -37/-8 dB SPL	U-rating: M3

