

## WIDEX UNIQUE™ RIC (P-RECEIVER) WITH SOUND CLASS TECHNOLOGY

### 4 PERFORMANCE LEVELS 440/330/220/110



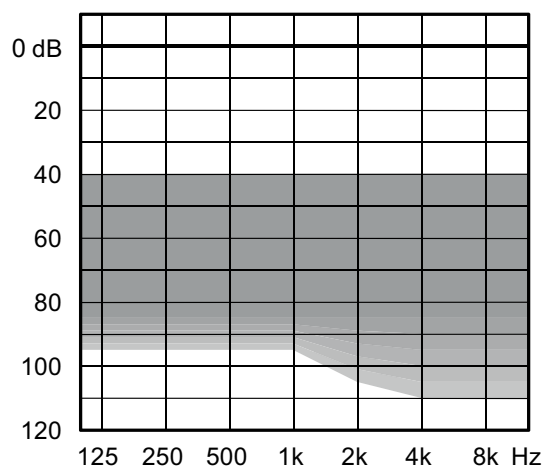
The WIDEX UNIQUE RIC is based upon the new WIDEX U-Platform with Sound Class Technology for automated classification of sound environments and optimal sound processing determined by the sound classes.

Wireless connectivity via our WidexLink technology, and compatible with the DEX assistive listening devices.

Uses a size 312 battery.

Moderate to severe-to-profound hearing losses.

#### SUGGESTED FITTING RANGE



#### STANDARD TECHNOLOGY

- U Platform with Sound Class Technology
- WidexLink- wireless connectivity
- InterEar functionality
- Multiple earware options
- Power Saver III technology: Low current consumption

KEY FEATURES	440	330	220	110
Performance	xxxxx	xxxx	xxx	xx
Processing channels	15	10	6	4

#### CONNECTIVITY AND WIRELESS COMPATIBILITY

	x Via COM-DEX	x Via COM-DEX	x Via COM-DEX	x Via COM-DEX
App for iPhone, Android and new functionality	x	x	x	x
WidexLink compatible	x	x	x	x
DEX assistive listening devices (using WidexLink)	CALL-DEX, UNI-DEX, COM-DEX, TV-DEX, RC-DEX, FM+ DEX, PHONE-DEX			

#### UNIQUE FEATURES

FEATURES	440	330	220	110
U platform	•	•	•	•
High-frequency boost	•			
Push button*	U	U	U	U
Wind Noise Reduction	U	•	•	•
Digital Pinna	•	•		
Soft-level noise reduction	•	•	•	•
TruSound Softener	•	•	•	
Real Time Speech Enhancer	U/IE	IE		
Noise Reduction	•	•	•	•
Sound Class Technology	9 (IE)	5 (IE)	3	1
HD Locator	15	10	6	Broadband
Programs	5	4	3	3
Processing and fine tuning channels	15	10	6	4
ZEN	IE	IE	IE	•
Audibility Extender	U	U	U	U
Variable Speed Compression	U/IE	U/IE	U/IE	U

\* Programmable : Preference Control, program shift or a combination of the two

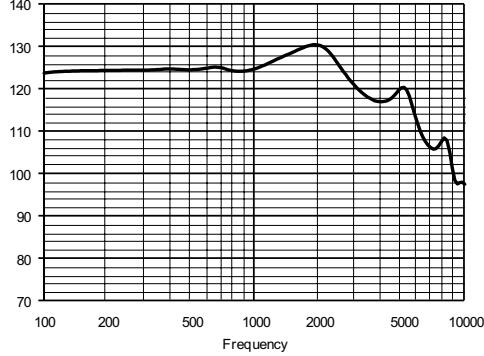
Protection Class IP58

# U-FS P

## MAXIMUM OUTPUT - EAR SIMULATOR

IEC 60118-0

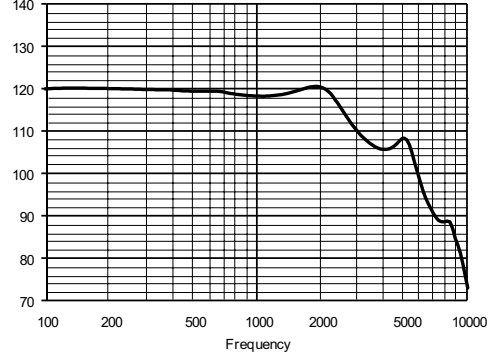
Output dB SPL



## MAXIMUM OUTPUT - 2CC COUPLER

IEC 60118-7 / ANSI S3.22-2009

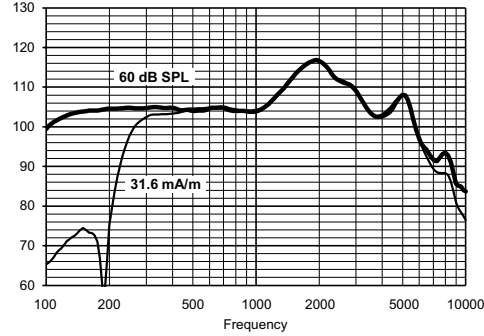
Output dB SPL



## OUTPUT - EAR SIMULATOR

IEC 60118-0

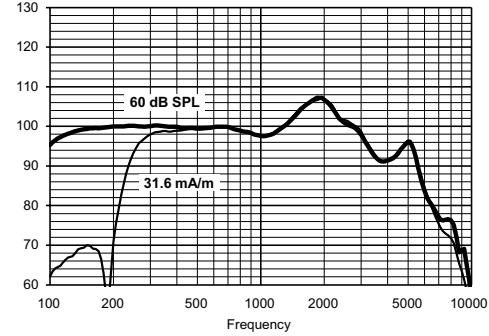
Output dB SPL



## OUTPUT - 2CC COUPLER

IEC 60118-7 / ANSI S3.22-2009

Output dB SPL



**Technical data** Typical data obtained through standard pure tone measurements. Hearing aid set to Compass Reference Test Gain, unless stated otherwise. Measured using a standard ITE coupler without wax guard. For further information, please contact Widex via [Widex.com](http://Widex.com).

		IEC 60118-0	IEC 60118-7 / ANSI S3.22-2009
OSPL90	1600 Hz	129 dB SPL	120 dB SPL
	Peak	131 dB SPL	121 dB SPL
	Average	127 dB SPL	118 dB SPL
Acoustic output (Input 60 dB SPL)	1600 Hz	114 dB SPL	105 dB SPL
	Peak	117 dB SPL	107 dB SPL
	Average	108 dB SPL	101 dB SPL
Full-on gain (Input 50 dB SPL, Compass Full-on gain)	1600 Hz	65 dB	56 dB
	Peak	70 dB	65 dB
	Average	68 dB	59 dB
Telecoil output (Input 31.6 mA/m)	1600 Hz	114 dB SPL	105 dB SPL
	Peak	117 dB SPL	107 dB SPL
	Average	108 dB SPL	101 dB SPL
Frequency range		100 Hz - 6700 Hz	100 Hz - 6400 Hz
Harmonic distortion	500 Hz	<2%	<2%
	800 Hz	<2%	<2%
	1600 Hz	<2%	<2%
Equivalent input noise		20 dB SPL	22 dB SPL
Battery drain (stand by)		1.00 mA	1.00 mA
Battery drain		1.05 mA	1.07 mA
Battery life / hours (Type 312 Zn-Air, 145 mAh)		140 (>115)	135 (>115)
Mobile phone immunity		IRIL: -34/-29/-30 dB SPL	U-rating: M4/T4

