

## WIDEX UNIQUE™ MINI-BTE WITH SOUND CLASS TECHNOLOGY

### 4 PERFORMANCE LEVELS 440/330/220/110

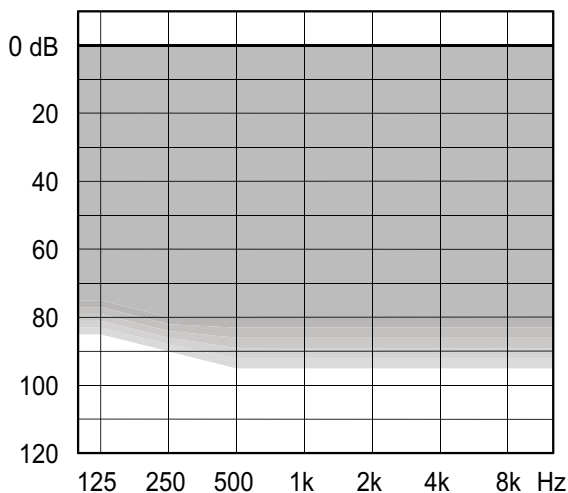


The WIDEX UNIQUE MINI-BTE is based upon the new WIDEX U-platform with Sound Class technology for automated classification of sound environments and optimal sound processing determined by the sound classes.

Wireless connectivity via our WidexLink technology. Compatible with the DEX assistive listening devices. Uses a size 312 battery.

Minimal to severe-to-profound hearing losses.

#### SUGGESTED FITTING RANGE



#### STANDARD TECHNOLOGY

- U platform with Sound Class Technology
- WidexLink wireless connectivity
- InterEar functionality
- Multiple earware options incl. redesigned thintubes
- Power Saver III technology: low current consumption

KEY FEATURES	440	330	220	110
Performance	xxxxx	xxxx	xxx	xx
Processing channels	15	10	6	4

#### CONNECTIVITY AND WIRELESS COMPATIBILITY

	x Via COM- DEX	x Via COM- DEX	x Via COM- DEX	x Via COM- DEX
App for iPhone, Android and new functionality	x	x	x	x
WidexLink compatible	x	x	x	x
DEX assistive listening devices (using WidexLink)	CALL-DEX, UNI-DEX, COM-DEX, TV-DEX, RC-DEX, FM+ DEX, PHONE-DEX			

#### UNIQUE FEATURES

FEATURES	440	330	220	110
U platform	•	•	•	•
High Frequency Boost	•			
Push button*	U	U	U	U
Wind Noise Attenuation	U			
Focus Mode	•	•	•	•
Digital Pinna	•	•		
Soft Level Noise Reduction	•	•	•	•
TruSound Softener	•	•	•	
Speech Enhancer RT	U/IE	IE		
Noise Reduction	•	•	•	•
Sound Class Technology	9 (IE)	5 (IE)	3	1
HD Locator	15	10	6	Broadband
Programs	5	4	3	3
Processing and fine tuning channels	15	10	6	4
ZEN	IE	IE	IE	•
Audibility Extender	U	U	U	U
Variable Speed Compression	U/IE	U/IE	U/IE	U

\*Programmable : Preference Control, program shift or a combination of the two

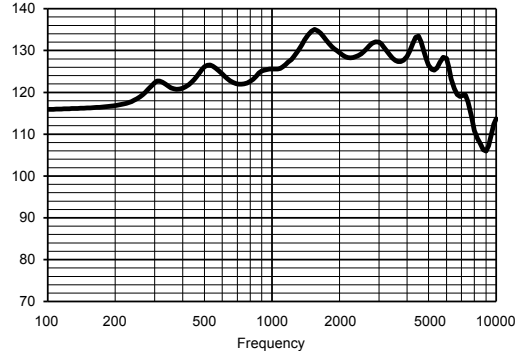
Protection class IP58

# U-FM

## MAXIMUM OUTPUT - EAR SIMULATOR

IEC 60118-0

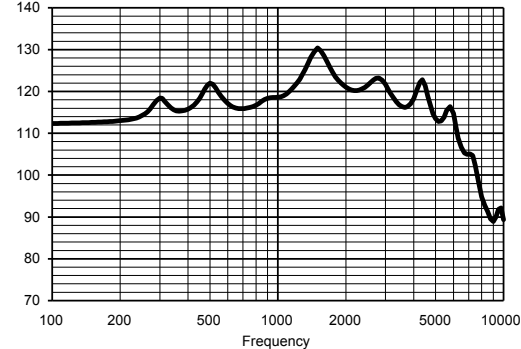
Output dB SPL



## MAXIMUM OUTPUT - 2CC COUPLER

IEC 60118-7 / ANSI S3.22-2009

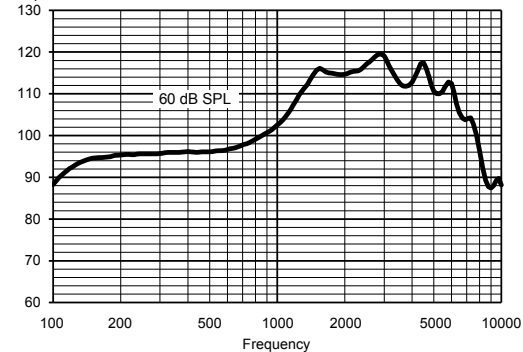
Output dB SPL



## OUTPUT - EAR SIMULATOR

IEC 60118-0

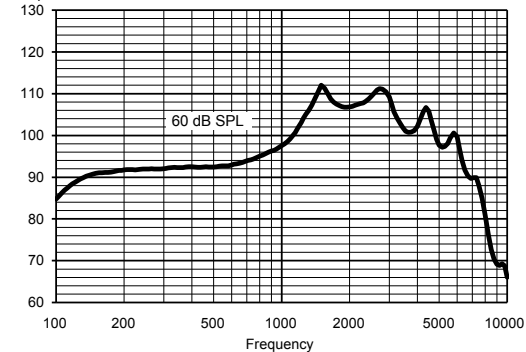
Output dB SPL



## OUTPUT - 2CC COUPLER

IEC 60118-7 / ANSI S3.22-2009

Output dB SPL



**Technical data** Typical data obtained through standard pure tone measurements. Hearing aid set to Compass Reference Test Gain, unless stated otherwise. Measured using a normal hook and standard BTE coupler. For further information, please contact Widex at [widex.com](http://widex.com).

		IEC 60118-0	IEC 60118-7 / ANSI S3.22-2009
OSPL90	1600 Hz	135 dB SPL	129 dB SPL
	Peak	135 dB SPL	130 dB SPL
	Average	127 dB SPL	123 dB SPL
Acoustic output (Input 60 dB SPL)	1600 Hz	116 dB SPL	110 dB SPL
	Peak	120 dB SPL	112 dB SPL
	Average	104 dB SPL	106 dB SPL
Full-on gain (Input 50 dB SPL, Compass Full-on gain)	1600 Hz	63 dB	56 dB
	Peak	64 dB	59 dB
	Average	58 dB	54 dB
Frequency range		100 Hz - 8450 Hz	100 Hz - 7750 Hz
Harmonic distortion	500 Hz	<3%	<3%
	800 Hz	<2%	<2%
	1600 Hz	<2%	<2%
Equivalent input noise		18 dB SPL	19 dB SPL
Battery drain (stand by)		1.03 mA	1.03 mA
Battery drain		1.08 mA	1.17 mA
Battery life / hours (Type 312 Zn-Air, 145 mAh)		135 (>115)	125 (>105)
Mobile phone immunity		IRIL: -29/-28/-16 dB SPL	U-rating: M4