

WIDEX CUSTOM™ ITE/ITC M-RECEIVER



The WIDEX CUSTOM™ is a new ITE/ITC design that is made in a revolutionary way compared to existing ITE/ITCs. The hearing aid has optional program button and volume control. And a new battery door that enables the device to fit into more people's ears.

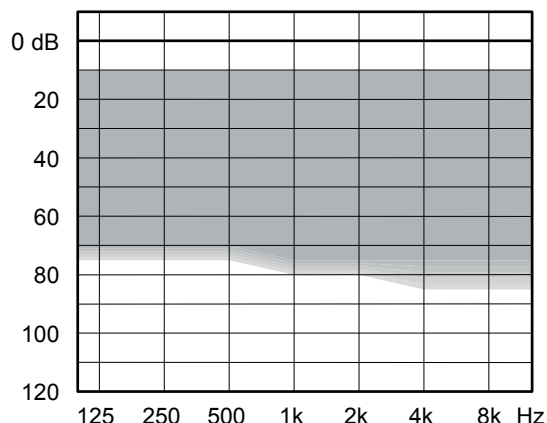
The custom ITE/ITC is based on the WIDEX U-Platform with Sound Class Technology for automated classification of sound environments and optimal sound processing determined by the sound classes.

Wireless connectivity is available via our WidexLink technology, and the U-IM is compatible with the full variety of DEX devices.*

Uses an M-receiver and a size 312 battery.

Fitting range includes minimal to severe hearing losses.

SUGGESTED FITTING RANGE



STANDARD TECHNOLOGY

- U Platform with Sound Class Technology
- WidexLink wireless connectivity
- InterEar functionality
- Power Saver III technology: Low current consumption

KEY FEATURES	440	330	220	110
Performance	•••••	••••	•••	••
Processing channels	15	10	6	4

CONNECTIVITY AND WIRELESS COMPATIBILITY

App for iPhone, Android and new functionality	• Via COM-DEX	• Via COM-DEX	• Via COM-DEX	• Via COM-DEX
WidexLink compatible	•	•	•	•
*DEX assistive listening devices (using WidexLink)	CALL-DEX, UNI-DEX, COM-DEX, TV-DEX, RC-DEX, FM+ DEX, PHONE-DEX			

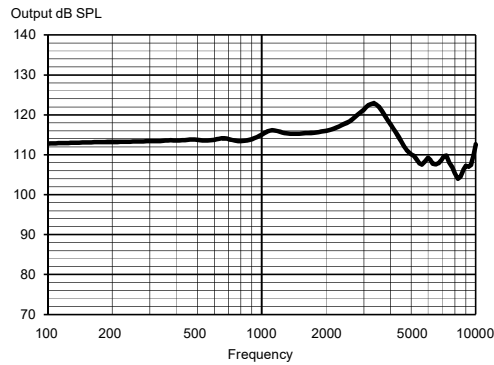
UNIQUE FEATURES

FEATURES	440	330	220	110
U platform	•	•	•	•
High-frequency boost	•			
Preference control	U	U	U	U
Focus Mode	•	•	•	•
Digital Pinna	•	•		
Soft-level noise reduction	•	•	•	•
TruSound Softener	•	•	•	
Speech Enhancer RT	U/IE	IE		
Noise Reduction	•	•	•	•
Sound Class Technology	9 (IE)	5 (IE)	3	1
HD Locator	15	10	6	Broadband
Programs	5	4	3	3
Processing and fine tuning channels	15	10	6	4
ZEN	IE	IE	IE	•
Audibility Extender	U	U	U	U
Variable Speed Compression	U/IE	U/IE	U/IE	U

Protection Class IP68

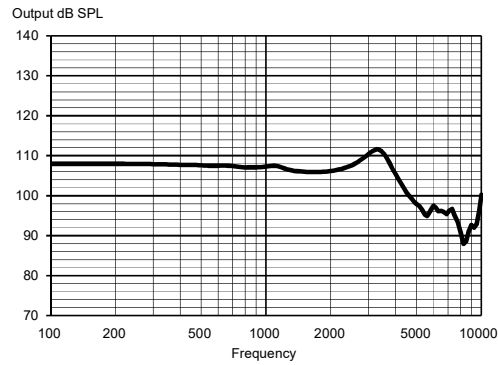
MAXIMUM OUTPUT - EAR SIMULATOR

IEC 60118-0



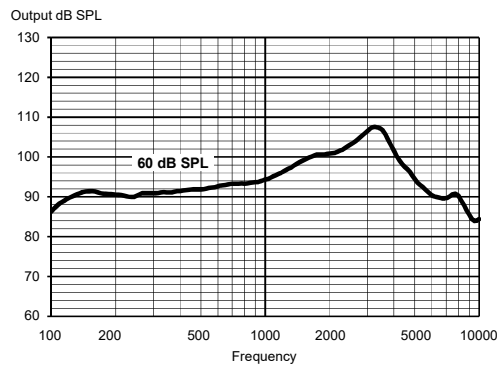
MAXIMUM OUTPUT - 2CC COUPLER

IEC 60118-7 / ANSI S3.22-2009



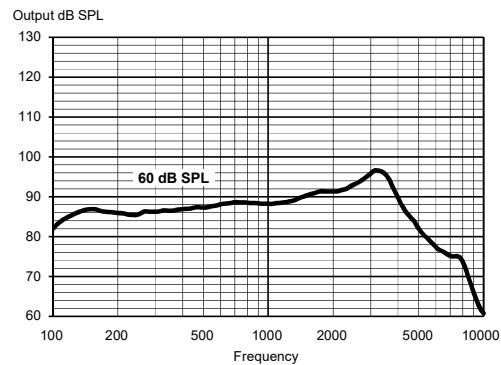
OUTPUT - EAR SIMULATOR

IEC 60118-0



OUTPUT - 2CC COUPLER

IEC 60118-7 / ANSI S3.22-2009



Technical data Typical data obtained through standard pure tone measurements. Hearing aid set to Compass Reference Test Gain, unless stated otherwise. Measured using a standard ITE coupler without wax guard, and with a 5 x 1.55mm tube. For further information, please contact Widex via global.widex.com.

		EAR SIMULATOR IEC 60118-0:1983 + A1:1994	2CC COUPLER IEC 60118-0:2015 , ANSI S3.22-2014
OSPL90	1600 Hz	115 dB SPL	106 dB SPL
	Peak	123 dB SPL	112 dB SPL
	Average	115 dB SPL	107 dB SPL
Acoustic output (Input 60 dB SPL)	1600 Hz	100 dB SPL	91 dB SPL
	Peak	108 dB SPL	97 dB SPL
	Average	96 dB SPL	91 dB SPL
Full-on gain (Input 50 dB SPL, Compass Full-on gain)	1600 Hz	62 dB	54 dB
	Peak	63 dB	56 dB
	Average	61 dB	53 dB
Frequency range		100 Hz - 10000 Hz	100 Hz - 8400Hz
Harmonic distortion	500 Hz	<2%	<2%
	800 Hz	<2%	<2%
	1600 Hz	<2%	<2%
Equivalent input noise		22 dB SPL	22 dB SPL
Battery drain (stand by)		0.98 mA	0.98 mA
Battery drain*		1.04 mA	1.12 mA
Battery life / hours (Type 312 Zn-Air, 170 mAh)*		165 h	150 h
Mobile phone immunity		IRIL: -43/-46/-45 dB SPL	U-rating: M4

* Battery life in real life situations depends among others on the hearing aid features used, streaming time, and the quality of the battery used.