

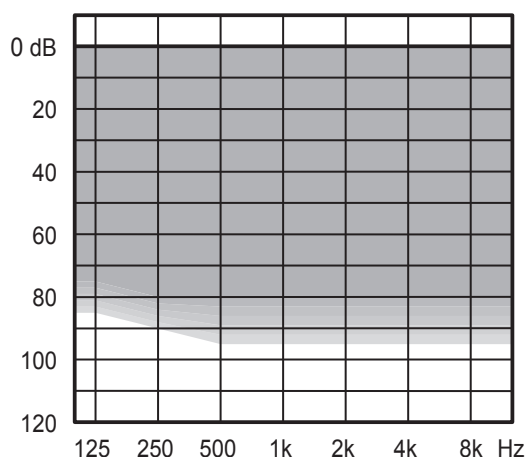
WIDEX EVOKE™ MINI-BTE WITH SOUNDSENSE ADAPT TECHNOLOGY



The WIDEX MINI-BTE is based on the WIDEX E-platform, with Fluid Sound Technology that handles automatic processing more accurately and faster than before. WIDEX MINI-BTE is the first hearing aid to use SoundSense Adapt to learn from the wearer's preferences and help guide them to a better, more personalized sound.

- Multiple wireless connectivity options via WidexLink technology and TONELINK App
- Compatible with the DEX assistive listening devices
- 4 performance levels 440/330/220/110
- Uses a size 312 battery
- Protection class IP68
- Minimal to severe-to-profound hearing losses

SUGGESTED FITTING RANGE



STANDARD TECHNOLOGY

- E-platform with Fluid Sound Controller
- Improved open fit Widex rationale
- Acclimatization rationale
- Power Saver IV technology for low current consumption

KEY FEATURES	440	330	220	110
Performance	xxxxxx	xxxxx	xxxx	xx
Processing and fine-tuning channels	15	12	10	6

CONNECTIVITY

WidexLink to DEX assistive listening devices*	440	330	220	110
WidexLink to DEX assistive listening devices*	•	•	•	•

APPS FOR iOS AND ANDROID

APP	440	330	220	110
TONELINK App	•	•	•	•
COM-DEX App	•	•	•	•

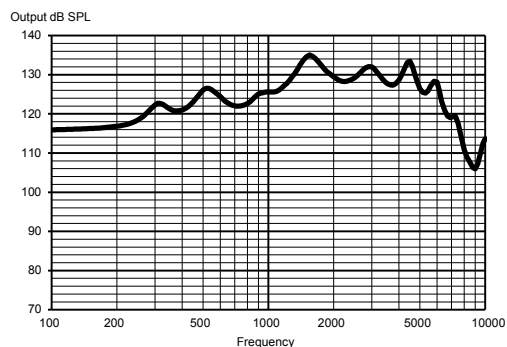
FEATURES

FEATURE	440	330	220	110
Adaptation manager	•	•	•	•
Fluid Sound Analyzer (sound classes)	11 (IE)	7 (IE)	4	3
Programs	5	4	3	3
Smartwind Manager	•			
High-frequency boost	•			
Speech Enhancer	RT/IE	IE		
Digital Pinna	•	•		
HD Locator	•	•	•	
TruSound Softener	•	•	•	
SoundSense Adapt	•	•	•	
Preference Control	•	•	•	•
Programmable Push Button**	•	•	•	•
Soft-level noise reduction	•	•	•	•
Noise Reduction	•	•	•	•
ZEN IE	•	•	•	•
Audibility Extender	•	•	•	•

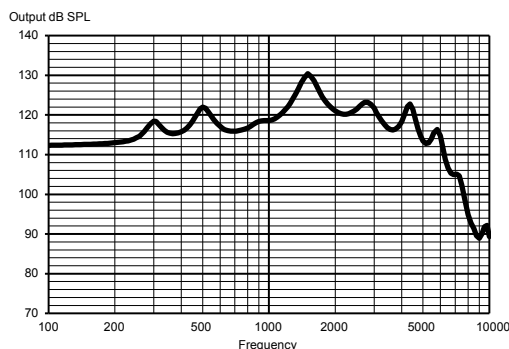
*Also includes DEX assistive listening devices: CALL-DEX, TV-DEX, COM-DEX, UNI-DEX, RC-DEX, FM+ DEX, PHONE-DEX, COM-DEX Remote Mic

**Programmable: Preference Control, program shift or a combination of the two

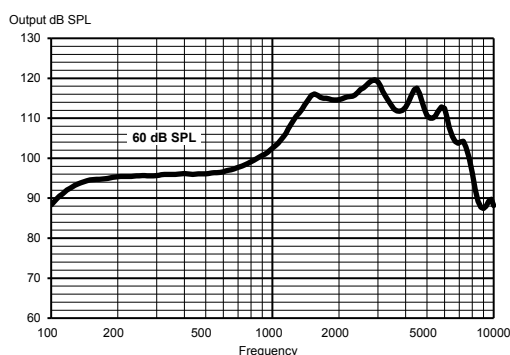
MAXIMUM OUTPUT - EAR SIMULATOR



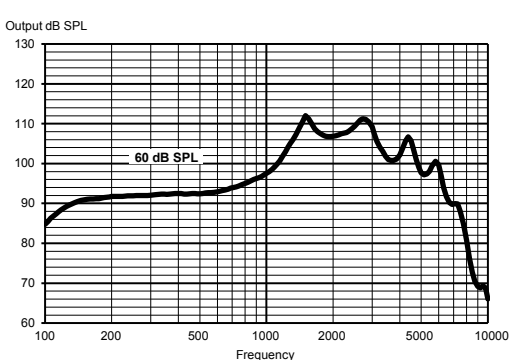
MAXIMUM OUTPUT - 2CC COUPLER



OUTPUT - EAR SIMULATOR



OUTPUT - 2CC COUPLER



Technical data:

Typical data obtained through standard pure tone measurements. Hearing aid set to Compass Reference Test Gain, unless stated otherwise. Measured using a normal hook and standard BTE coupler. For further information, please contact Widex at global.widex.com.

		EAR SIMULATOR IEC 60118-0:1983 + A1:1994	2CC COUPLER IEC 60118-0:2015, ANSI S3.22-2014
OSPL90	1600 Hz	135 dB SPL	129 dB SPL
	Peak	135 dB SPL	130 dB SPL
	Average	127 dB SPL	123 dB SPL
Acoustic output (Input 60 dB SPL)	1600 Hz	116 dB SPL	110 dB SPL
	Peak	120 dB SPL	112 dB SPL
	Average	104 dB SPL	106 dB SPL
Full-on gain (Input 50 dB SPL, Compass Full-on gain)	1600 Hz	63 dB	56 dB
	Peak	64 dB	59 dB
	Average	58 dB	54 dB
Acoustic frequency range		100 Hz - 8450 Hz	100 Hz - 7750 Hz
Harmonic distortion (typical)	500 Hz	<3%	<3%
	800 Hz	<2%	<2%
	1600 Hz	<2%	<2%
Equivalent input noise		18 dB SPL	19 dB SPL
Battery drain (standby)		1.06 mA	1.06 mA
Battery drain*		1.11 mA	1.20 mA
Battery life (Type 312 Zn-Air, 170 mAh)*		155 h	140 h
Mobile phone immunity (IEC 60118-13:2016, ANSI C63.19:2011)		IRIL: -35/-31/-9 dB SPL	U-rating: M4

*Battery life in real-life situations depends among other things on the hearing aid features used, streaming time, and the quality of the battery used.

Do not modify this equipment without authorization of the manufacturer. Spare parts and instructions for correct repair can be acquired from Widex.