

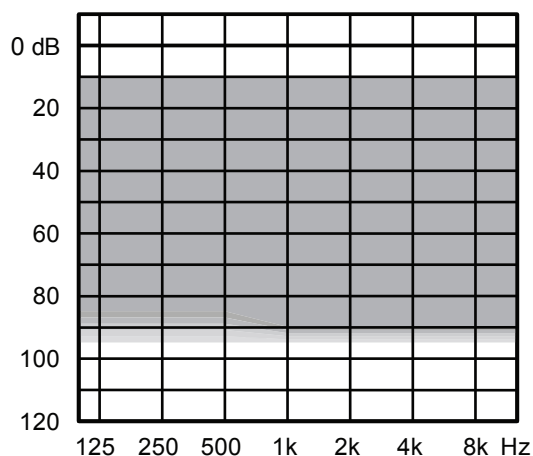
WIDEX EVOKE™ BTE WITH SOUNDSSENSE TECHNOLOGY



The WIDEX BTE is based on the WIDEX E-platform, with an Fluid Sound Controller that handles automatic processing more accurately and faster than before. WIDEX BTE is the first hearing aid to use SoundSense Adapt to learn from the users' preferences and help guide them to a better, more personalised sound.

- Multiple wireless connectivity via WidexLink technology and TONELINK App
- Compatible with the DEX assistive listening devices*
- 4 performance levels 440/330/220/110
- Preference control, program button and telecoil are standard
- Uses a size 312 battery.
- Protection class IP68
- Minimal to severe-to-profound hearing losses.

SUGGESTED FITTING RANGE



STANDARD TECHNOLOGY

- E-platform with Fluid Sound Controller
- Improved open-fit Widex rationales
- Acclimatisation rationales
- Power Saver IV technology for low current consumption

KEY FEATURES	440	330	220	110
Performance	xxxxxx	xxxxx	xxxx	xx
Processing and fine-tuning channels	15	12	10	6

CONNECTIVITY

	440	330	220	110
WidexLink to DEX assistive listening devices*	•	•	•	•
Telecoil	•	•	•	•

APPS FOR iOS AND ANDROID

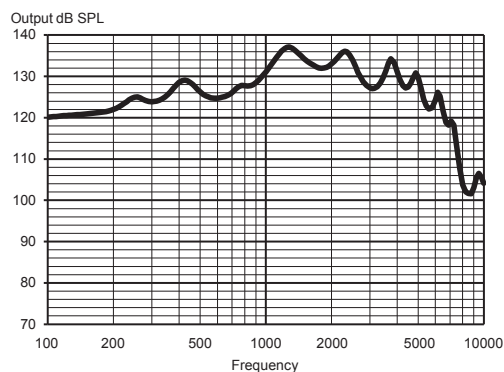
	440	330	220	110
TONELINK App	•	•	•	•
COM-DEX App	•	•	•	•

FEATURES

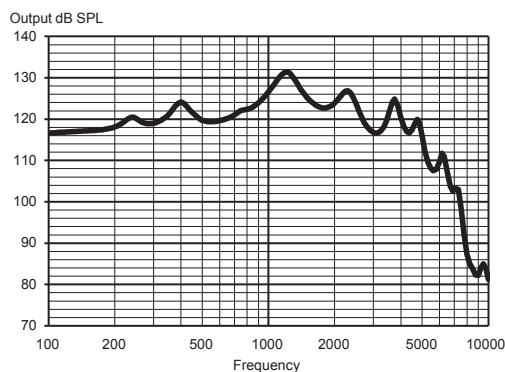
	440	330	220	110
Adaptation manager	•	•	•	•
Fluid Sound Analyser (sound classes)	11 (IE)	7 (IE)	4	3
Programs	5	4	3	3
Smartwind Manager	•			
High-frequency boost	•			
Speech Enhancer RT	RT/IE	IE		
Digital Pinna	•	•		
HD Locator	•	•	•	
TruSound Softener	•	•	•	
SoundSense Adapt	•	•	•	
Preference Control	•	•	•	•
Soft-level noise reduction	•	•	•	•
Noise Reduction	•	•	•	•
ZEN IE	•	•	•	•
Audibility Extender	•	•	•	•

*Also includes DEX assistive listening devices: CALL-DEX, TV-DEX, COM-DEX, UNI-DEX, RC-DEX, FM+ DEX, PHONE-DEX

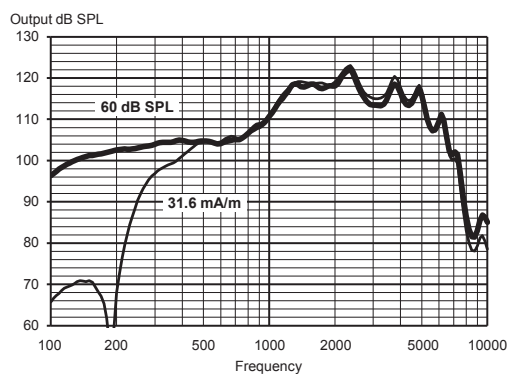
MAXIMUM OUTPUT - EAR SIMULATOR



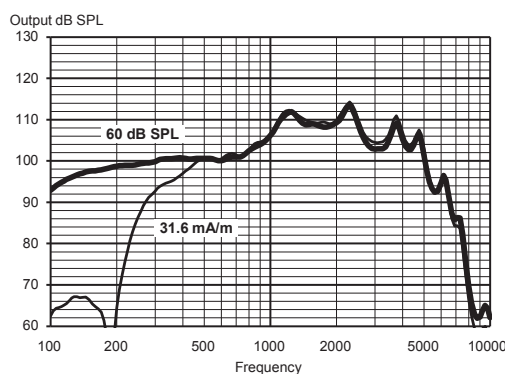
MAXIMUM OUTPUT - 2CC COUPLER



OUTPUT - EAR SIMULATOR



OUTPUT - 2CC COUPLER



Technical data:

Typical data obtained through standard pure tone measurements. Hearing aid set to Compass Reference Test Gain, unless stated otherwise. Measured using a normal hook and standard BTE coupler. For further information, please contact Widex at global.widex.com.

		EAR SIMULATOR IEC 60118-0:1983 + A1:1994	2CC COUPLER IEC 60118-0:2015, ANSI S3.22-2014
OSPL90	1600 Hz	133 dB SPL	124 dB SPL
	Peak	137 dB SPL	131 dB SPL
	Average	130 dB SPL	125 dB SPL
Acoustic output (Input 60 dB SPL)	1600 Hz	118 dB SPL	109 dB SPL
	Peak	122 dB SPL	114 dB SPL
	Average	111 dB SPL	108 dB SPL
Full-on gain (Input 50 dB SPL, Compass Full-on gain)	1600 Hz	64 dB	55 dB
	Peak	71 dB	62 dB
	Average	63 dB	56 dB
Telecoil output (Input 31.6 mA/m)	1600 Hz	118 dB SPL	109 dB SPL
	Peak	123 dB SPL	114 dB SPL
	Average	111 dB SPL	108 dB SPL
Acoustic frequency range		100 Hz - 7600 Hz	100 Hz - 6600 Hz
Harmonic distortion	500 Hz	<2%	<2%
	800 Hz	<2%	<2%
	1600 Hz	<2%	<2%
Equivalent input noise		19 dB SPL	20 dB SPL
Battery drain (standby)		1.00 mA	1.00 mA
Battery drain*		1.07 mA	1.06 mA
Battery life (Type 312 Zn-Air, 170 mAh)*		160 h	160 h
Mobile phone immunity (IEC 60118-13:2016, ANSI C63.19:2011)		IRIL: -28/-9/-12 dB SPL	U-rating: M3/T3

*Battery life in real-life situations depends among other things on the hearing aid features used, streaming time, and the quality of the battery used.

Do not modify this equipment without authorization of the manufacturer. Spare parts and instructions for correct repair can be acquired from Widex.