

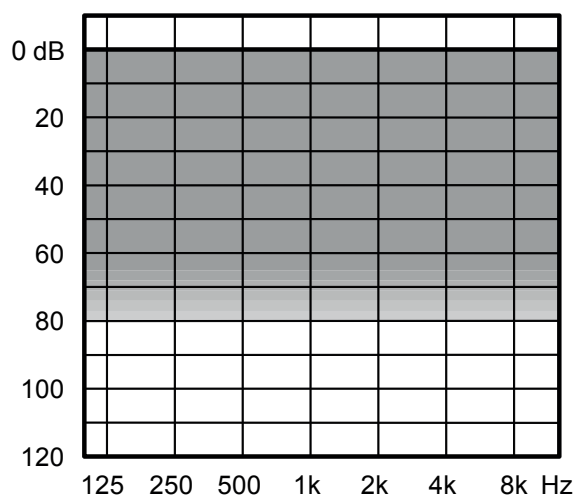
WIDEX ENJOY™ RIC WITH DUAL CORE PROCESSOR



The WIDEX RIC is based on the WIDEX ENJOY-platform, with a Widex dual core chip that handles automatic processing more accurately and faster than before. The RIC has an optional ZPower rechargeable solution.

- Multiple wireless connectivity via WidexLink technology and TONELINK App
- Compatible with the DEX assistive listening devices
- Uses S-receiver
- Uses a size 312 battery
- Protection class IP68 (only non-rechargeable solution)
- Minimal to severe hearing losses

SUGGESTED FITTING RANGE



STANDARD TECHNOLOGY

- ENJOY-platform with dual core processor
- Improved Widex open-fit rationales
- Acclimatisation rationales
- Power Saver IV technology for low current consumption

KEY FEATURES	440	330	220	110
Performance	xxxxxxx	xxxxxxx	xxxxx	xxxx
Processing and fine-tuning channels	15	12	10	6

CONNECTIVITY

WidexLink to DEX assistive listening devices*	•	•	•	•
Telecoil	•	•	•	•

APPS FOR IOS AND ANDROID

TONELINK App	•	•	•	•
COM-DEX App	•	•	•	•

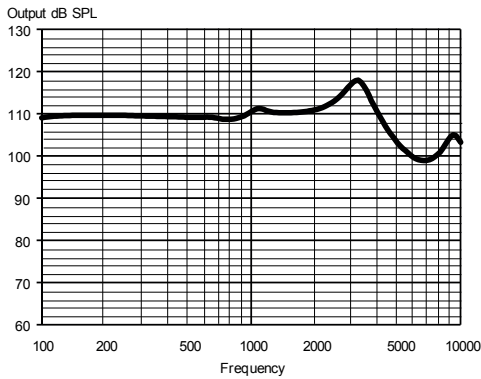
FEATURES

Adaptation manager	•	•	•	•
Fluid Sound Analyser (sound classes)	11 (IE)	7 (IE)	4	3
Programs	5	4	3	3
Smartwind Manager	•			
High-frequency boost	•			
Speech Enhancer RT	RT/IE	IE		
Digital Pinna	•	•		
Locator	HD	HD	HD	•
TruSound Softener	•	•	•	
Preference Control	•	•	•	•
Programmable Push Button**	•	•	•	•
Soft-level noise reduction	•	•	•	•
Noise Reduction	•	•	•	•
ZEN IE/ZEN+	•	•	•	•
CROS Support	•	•	•	•
Audibility Extender	•	•	•	•

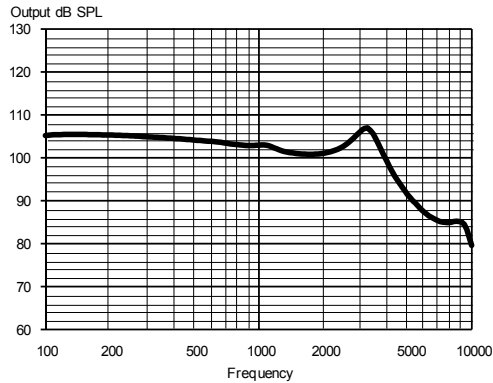
*Also includes DEX assistive listening devices: CALL-DEX, TV-DEX, COM-DEX, UNI-DEX, RC-DEX, FM+ DEX, PHONE-DEX 2

**Programmable: Preference Control, program shift or a combination of the two

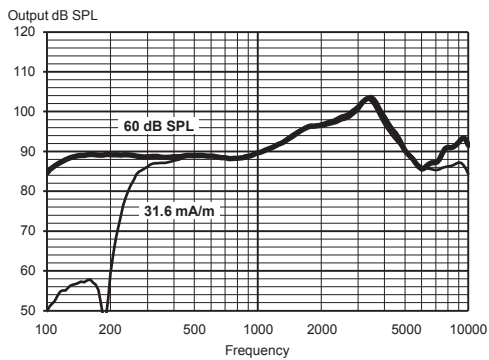
MAXIMUM OUTPUT - EAR SIMULATOR



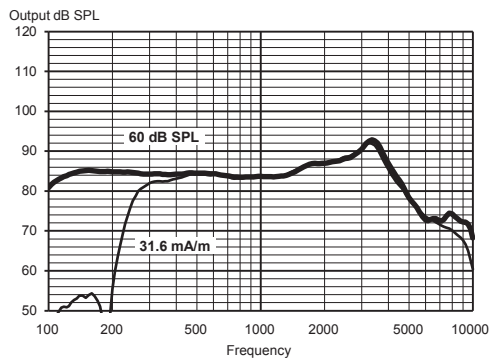
MAXIMUM OUTPUT - 2CC COUPLER



OUTPUT - EAR SIMULATOR



OUTPUT - 2CC COUPLER



Technical data:

Typical data obtained through standard pure tone measurements. Hearing aid set to Compass Reference Test Gain, unless stated otherwise. Measured using a standard ITE coupler without wax guard. For further information, please contact Widex at global.widex.com.

		EAR SIMULATOR IEC 60118-0:1983 + A1:1994	2CC COUPLER IEC 60118-0:2015, ANSI S3.22-2014
OSPL90	1600 Hz	110 dB SPL	101 dB SPL
	Peak	118 dB SPL	107 dB SPL
	Average	110 dB SPL	102 dB SPL
Acoustic output (Input 60 dB SPL)	1600 Hz	95 dB SPL	86 dB SPL
	Peak	103 dB SPL	92 dB SPL
	Average	92 dB SPL	86 dB SPL
Full-on gain (Input 50 dB SPL, Compass Full-on gain)	1600 Hz	58 dB	49 dB
	Peak	63 dB	52 dB
	Average	57 dB	50 dB
Telecoil output (Input 31.6 mA/m)	1600 Hz	95 dB SPL	86 dB SPL
	Peak	103 dB SPL	92 dB SPL
	Average	92 dB SPL	86 dB SPL
Acoustic frequency range		100 Hz - 10000 Hz	100 Hz - 10000 Hz
Harmonic distortion (typical)	500 Hz	<2%	<2%
	800 Hz	<2%	<2%
	1600 Hz	<2%	<2%
Equivalent input noise		23 dB SPL	23 dB SPL
Battery drain (standby)		0.98 mA	0.98 mA
Battery drain*		1.00 mA	1.02 mA
Battery life (Type 312 Zn-Air, 170 mAh)* (Type 312 rechargeable, 40 mAh)		170 h	165 h
		40 h	40 h
Mobile phone immunity (IEC 60118-13:2016, ANSI C63.19:2011)		IRIL: -39/-19/-17 dB SPL	U-rating: M4/T4

*Battery life in real-life situations depends among other things on the hearing aid features used, streaming time, and the quality of the battery used.

Do not modify this equipment without authorization of the manufacturer. Spare parts and instructions for correct repair can be acquired from Widex.