

# WIDEX MAGNIFY™ XP

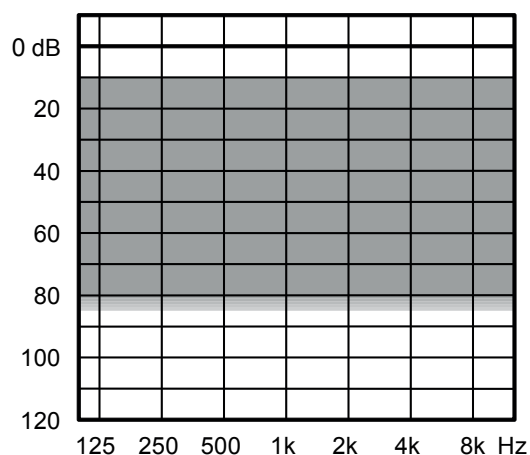


The WIDEX XP is based on the WIDEX MAGNIFY™ family. Built around the WIDEX MAGNIFY™ platform to deliver better sound via TruAcoustics™ and all on a brand-new chip.

Fitting XP is easier than ever before, thanks to TruAcoustics™ giving a more powerful personalised sound.

- Multiple wireless connectivity via WidexLink technology and TONELINK App
- Compatible with the DEX assistive listening devices
- 4 performance levels: 440/330/220/110
- Uses a size 312 battery
- Telecoil
- Protection class IP68
- Minimal to severe hearing loss

## SUGGESTED FITTING RANGE



## STANDARD TECHNOLOGY

- WIDEX MAGNIFY™ platform with Personal Gain Integrator
- TruAcoustics™ for improved sound and fitting

KEY FEATURES	440	330	220	110
Performance	*****	*****	****	**
Processing and fine-tuning channels	15	12	10	6
TruAcoustics™ with Personal Gain Integrator	•	•	•	•

## CONNECTIVITY

WidexLink to DEX assistive listening devices*	•	•	•	•
---	---	---	---	---

## APPS FOR iOS AND ANDROID

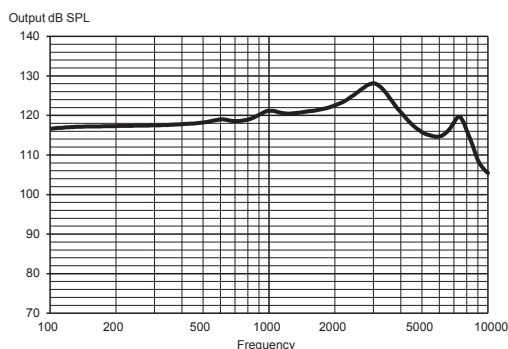
TONELINK App	•	•	•	•
COM-DEX App	•	•	•	•

## FEATURES

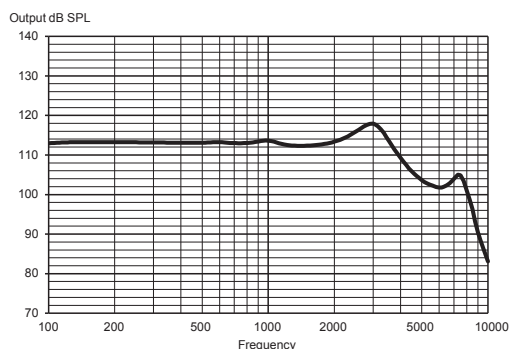
Adaptation manager	•	•	•	•
Fluid Sound Analyser (sound classes)	11 (IE)	7 (IE)	4	3
Programs	5	4	3	3
High-frequency boost	•			
Speech Enhancer RT	RT/IE	IE		
TruSound Softener	•	•	•	
SoundSense Adapt	•	•	•	
Preference Control	•	•	•	•
Soft-level noise reduction	•	•	•	•
Noise Reduction	•	•	•	•
ZEN IE	•	•	•	•
Audibility Extender	•	•	•	•

\*Also includes DEX assistive listening devices: TV-DEX, COM-DEX, RC-DEX, FM+ DEX

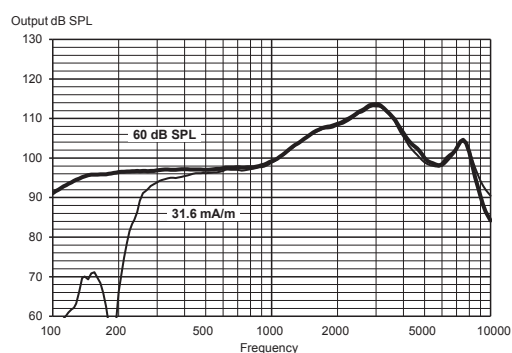
## MAXIMUM OUTPUT - EAR SIMULATOR



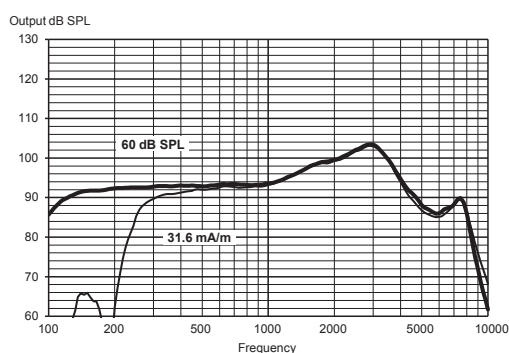
## MAXIMUM OUTPUT - 2CC COUPLER



## OUTPUT - EAR SIMULATOR



## OUTPUT - 2CC COUPLER



### Technical data:

Typical data obtained through standard pure tone measurements. Hearing aid set to Compass Reference Test Gain, unless stated otherwise. Measured using a standard ITE coupler without wax guard, and with a 5x1.55mm tube. For further information, please contact Widex at [global.widex.com](http://global.widex.com).

		EAR SIMULATOR IEC 60118-0:1983 + A1:1994	2CC COUPLER IEC 60118-0:2015 , ANSI S3.22-2014
OSPL90	1600 Hz	121 dB SPL	112 dB SPL
	Peak	128 dB SPL	118 dB SPL
	Average	121 dB SPL	114 dB SPL
Acoustic output (Input 60 dB SPL)	1600 Hz	107 dB SPL	98 dB SPL
	Peak	113 dB SPL	103 dB SPL
	Average	101 dB SPL	98 dB SPL
Full-on gain (Input 50 dB SPL, Compass Full-on gain)	1600 Hz	66 dB	56 dB
	Peak	67 dB	59 dB
	Average	65 dB	56 dB
Telecoil output (Input 31.6 mA/m)	1600 Hz	107 dB SPL	98 dB SPL
	Peak	113 dB SPL	103 dB SPL
	Average	101 dB SPL	98 dB SPL
Acoustic frequency range		100 Hz - 9800 Hz	100 Hz - 8800 Hz
Harmonic distortion (typical)	500 Hz	<2%	<2%
	800 Hz	<2%	<2%
	1600 Hz	<2%	<2%
Equivalent input noise		23 dB SPL	22 dB SPL
Battery drain (standby)		1.05 mA	1.05 mA
Battery drain*		1.15 mA	1.27 mA
Battery life (Type 312 Zn-Air, 170 mAh)*		150 h	135 h
Mobile phone immunity (IEC 60118-13:2016, ANSI C63.19:2011)		IRIL: -40/-31/-32 dB SPL	U-rating: M4/T4

\*Battery life in real-life situations depends among other things on the hearing aid features used, and the quality of the battery used.

Do not modify this equipment without authorization of the manufacturer. Spare parts and instructions for correct repair can be acquired from Widex.