

## WIDEX MAGNIFY™ MINI RIC RECHARGEABLE WITH V.2 RIC P-RECEIVER



The WIDEX mRIC R D is part of the WIDEX MAGNIFY™ family. Built around the WIDEX MAGNIFY™ platform to deliver better sound via TruAcoustics™ and all on a brand-new chip with greater connectivity.

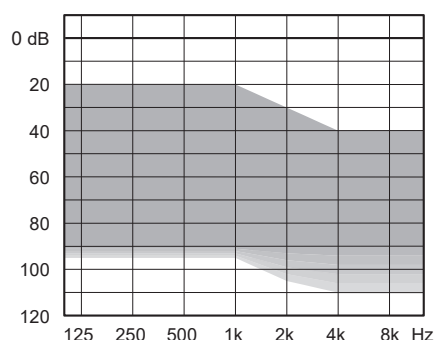
Fitting mRIC is easier than ever before, thanks to TruAcoustics™ giving a more powerful personalised sound.

The mRIC is powered by a built-in lithium-ion battery and charged wirelessly by a matching table charger.

WIDEX is offering a brand new design and hearing aid form factor in one-tone colours. App support is offered via the direct bluetooth connection to iOS, which also enables connection to TV PLAY.

- Direct mobile wireless connectivity (2.4 GHz)
- Compatible with the DEX assistive listening devices
- Uses V.2 Easyware P-receiver
- Works with a physically smaller and more powerful receiver that covers a larger fitting range
- Powered by a lithium-ion rechargeable battery
- Hearing loss up to severe-to-profound
- Protection class IP68

### SUGGESTED FITTING RANGE



### STANDARD TECHNOLOGY

- WIDEX MAGNIFY™ platform with Personal Gain Integrator
- TruAcoustics™ for improved sound and fitting

| KEY FEATURES                                | 100 |
|---|-----|
| Processing and fine-tuning channels         | 6   |
| TruAcoustics™ with Personal Gain Integrator | •   |

### CONNECTIVITY

|   |   |
|---|---|
| 2.4 GHz control (Android and iOS)             | • |
| 2.4 GHz audio streaming (iOS)                 | • |
| WidexLink to DEX assistive listening devices* | • |

### APPS FOR iOS AND ANDROID

|              |   |
|--------------|---|
| MAGNIFY App  | • |
| TONELINK App | • |
| COM-DEX App  | • |

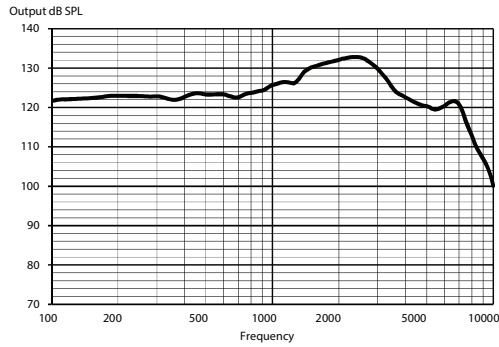
### FEATURES

|                            |      |
|----------------------------|------|
| Adaptation manager         | •    |
| Programs                   | 3    |
| Locator                    | 6 ch |
| Preference Control         | •    |
| Programmable Push Button** | •    |
| Soft-level noise reduction | •    |
| Noise Reduction            | •    |
| ZEN                        | •    |
| Audibility Extender        | •    |

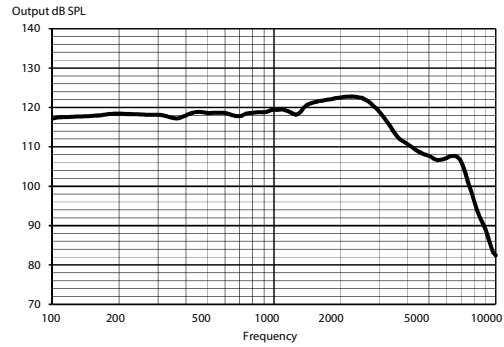
\*Also includes DEX assistive listening devices: TV-DEX, COM-DEX, RC-DEX, FM+ DEX, TV-PLAY. \*\*Programmable: As a program button and an on/off switch, As a sound adjustment button and an on/off switch, As a dedicated on/off switch.

For information regarding which devices WIDEX MAGNIFY, direct streaming, is compatible with, please go to: [global.widex.com/compatibility](http://global.widex.com/compatibility)

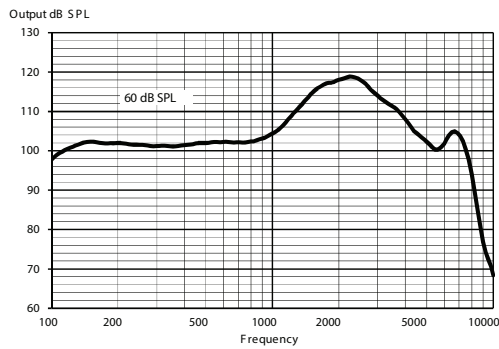
## MAXIMUM OUTPUT - EAR SIMULATOR



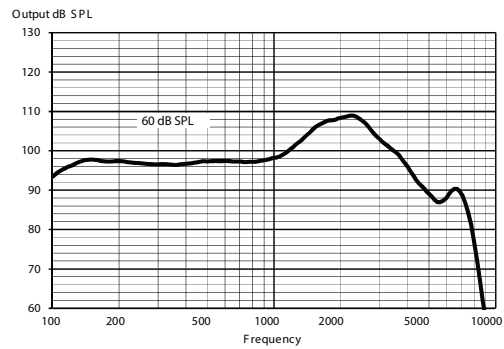
## MAXIMUM OUTPUT - 2CC COUPLER



## OUTPUT - EAR SIMULATOR



## OUTPUT - 2CC COUPLER



### Technical data:

Typical data obtained through standard pure tone measurements. Hearing aid set to Compass Reference Test Gain, unless stated otherwise. Measured using a standard ITE coupler without wax guard. For further information, please contact Widex at [global.widex.com](http://global.widex.com).

|   |                             | EAR SIMULATOR<br>IEC 60118-0:1983 + A1:1994 | 2CC COUPLER<br>IEC 60118-0:2015, ANSI S3.22-2014 |
|---|-----------------------------|---|--|
| OSPL90  | 1600 Hz<br>Peak<br>Average  | 131 dB SPL<br>133 dB SPL<br>127 dB SPL      | 122 dB SPL<br>123 dB SPL<br>121 dB SPL           |
| Acoustic output<br>(Input 60 dB SPL)                        | 1600 Hz<br>Peak<br>Average  | 116 dB SPL<br>119 dB SPL<br>108 dB SPL      | 107 dB SPL<br>109 dB SPL<br>104 dB SPL           |
| Full-on gain<br>(Input 50 dB SPL, Compass Full-on gain)     | 1600 Hz<br>Peak<br>Average  | 68 dB<br>71 dB<br>69 dB                     | 59 dB<br>65 dB<br>60 dB                          |
| Acoustic frequency range                                    |                             | 100 Hz - 8050 Hz                            | 100 Hz - 7550 Hz                                 |
| Harmonic distortion (typical)                               | 500 Hz<br>800 Hz<br>1600 Hz | <2%<br><2%<br><2%                           | <2%<br><2%<br><2%                                |
| Equivalent input noise                                      |                             | 17 dB SPL                                   | 20 dB SPL  |
| Battery drain (standby)                                     |                             | 1.27 mA                                     | 1.27 mA  |
| Battery drain*  |                             | 1.43 mA                                     | 1.45 mA  |
| Battery life* (Rechargeable lithium-ion battery)            |                             | 35 h  | 35 h   |
| Mobile phone immunity (IEC 60118-13:2016, ANSI C63.19:2011) |                             | IRIL: -25/-28/-10 dB SPL                    | U-rating: M4                                     |

\*Battery life in real-life situations depends among other things on the hearing aid features used and streaming time.

Do not modify this equipment without authorization of the manufacturer. Spare parts and instructions for correct repair can be acquired from Widex.